

SANSKAR PUBLIC SCHOOL

Identity Through Education

KABIR CHOWK, ODISHA ROAD, RAIGARH (C.G.)

CLASS

UKG

SUMMER Vacation



Homework

- Parents will make a booklet of Assignments given on Page no - 1,4,5,6,7,8,10,11,12,13,15,16,17,18 and 21.
- We expect creativity from our students in completing these Assignment.
- Parents are requested to help them and make completion of these assignment a fun task for them.





All About Me



My name is _____



My birthday is on:

I am a:

I am _____ years old.

My Mother's name is _____

My Father's name is _____

My Grand Father's name is _____

My Grand Mother's name is _____



I live in _____



My Father's Mobile Number is _____

My Mother's Mobile Number is _____

The name of my school is _____



My favorite color is _____



My favorite food is _____





Prayer is an easy way of connecting with God.

PRAYER

Thank you God for the world so sweet,
Thank you God for the food we eat.
Thank You God for the birds
that sing,
Thank you God for everything.



प्रार्थना

हे ईश्वर ...
हमको दो यह वरदान,
करे न हम कभी भी किसी का अपमान।
चांद और सूरज की भांती,
जग में बनाए अपनी पहचान ।
हे ईश्वर हमको दो यह वरदान ...





Good habits

Get up early
in the morning.



Brush your teeth
twice a day.

Do some yoga
and warm up.



Take a bath regularly.

Wash your hands
before and
after meals.



Have healthy food.

Note: 1. Students will practice these good habits in their daily life. 2. Make a collage of different yoga postures and video of warmup activities with your parents and send it to your class teacher.

Alphabet Writing

Write small letters

A

B

C

D

E

F

a

G

H

I

J

K

L

M


N

O

P



Choose the correct letter



h

k



i

f



k

d

Note: Students will either take a printout or do it on A4 Size paper with the help of their parents.

MISSING LETTERS

Fill in the blanks with the correct letter.

k m

h j

w y

p r

e g

b d

j l

u w

m o

r t

s u

d f





**Match the Capital letter to the
Cursive letter**

N

O

P

Q

R

S

T

U

V

W

X

Y

Z

r

v

n

x

e

y

o

p

z

t

w

q

u

**Note: Students will either take a printout or do it on
A4 Size paper with the help of their parents.**



स्वर और व्यंजन

1. **स्वर**— खाली स्थान में सही वर्ण भरिए—

---- आ ---- इ ---- उ ---- ए ----

ओ ---- अं ---- ।

2. **व्यंजन**— खाली स्थान में चित्र देखकर सही वर्ण भरिए—



क

ग

ङ



छ

झ

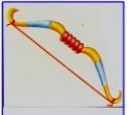
ञ



ठ

ड

ण



त

थ

ध



प

ब

भ



य

र



श

स

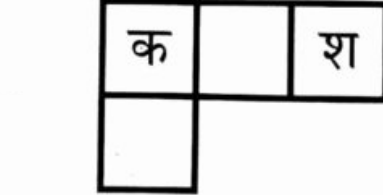



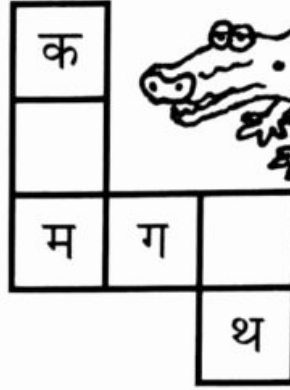


खाली स्थान में चित्र देखकर सही वर्ण भरिए

तिथि : _____

दिन : _____

शब्द पहेली





Life Skill and Values

Wish 'Good Morning' and 'Good Night' to the parents and elders.
(Learning Manners)



Switch off the Lights and Fans before leaving the room.
(Learning Responsibility)



Use Magical words in day to day life - Sorry, Please, Excuse me and Thank you.
(Learning Behaviour)

THANK YOU

I'M SORRY

PLEASE

EXCUSE ME

Join parents while praying to god.
(Learning Spiritual Value)



Sing, Dance and play.
(Learning how to Express Emotions)



Learning parents Mobile Number.
(Memorization)



“ There are no enough words to describe just how important our fathers are to us, and what a powerful influence he continues to be.”



Note: Make a thanks giving card for your father and express how important he is in your life. Gift it to your father, take a photograph while giving it and send it to your class teacher.

Write the forward counting
from 1 to 20

Name _____


1	2		4
	6		8
		11	
13			16
17		19	

Help Box

14	12	3	9	18
20	15	5	10	7

Write the backward counting from 20 to 1

Name: _____



Note: Students will either take a printout or do it on A4 Size paper with the help of their parents.

Write the correct Number Names

10

19

2

7

3

12

18

1

15

4

11

8

5

13

9

16

20

6

14

17

Help Box

three

twelve

two

twenty

seventeen

four

sixteen

fourteen

eleven

six

ten

nineteen

one

thirteen

eighteen

seven

eight

nine

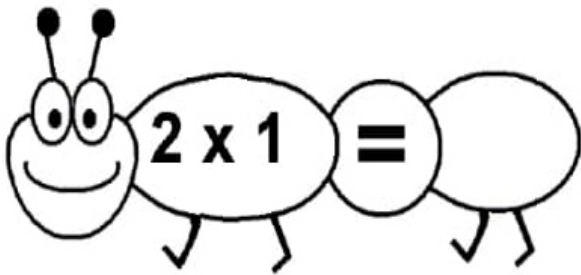
five

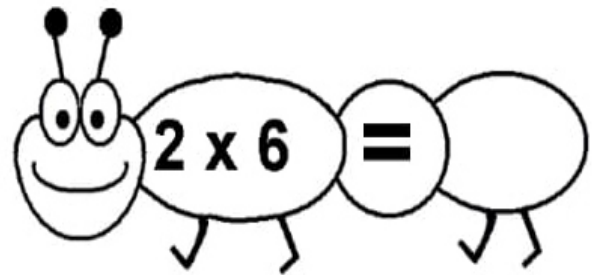
fifteen

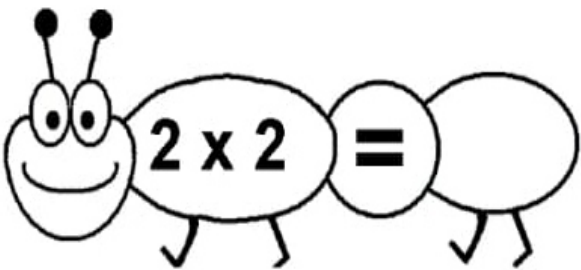


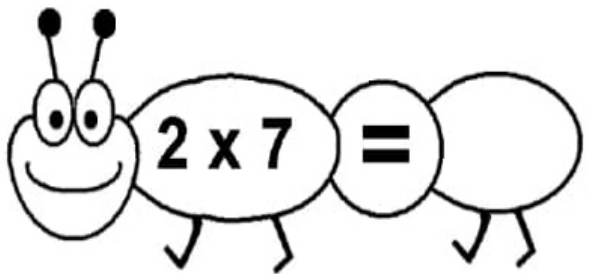
Note: Students will either take a printout or do it on A4 Size paper with the help of their parents.

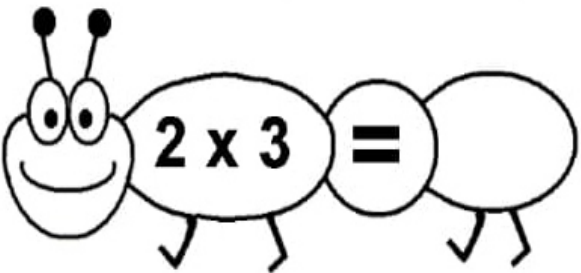
Write the Table of 2

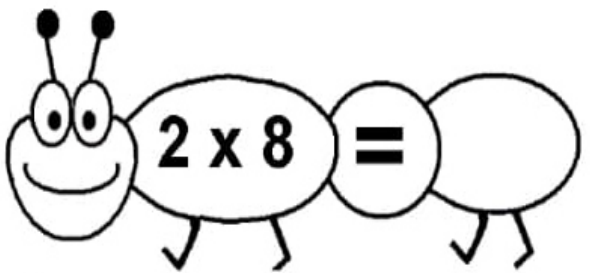
 $2 \times 1 = \bigcirc$

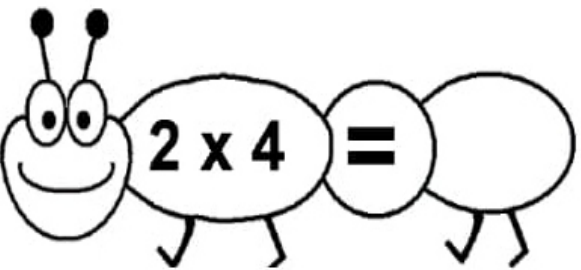
 $2 \times 6 = \bigcirc$


 $2 \times 2 = \bigcirc$

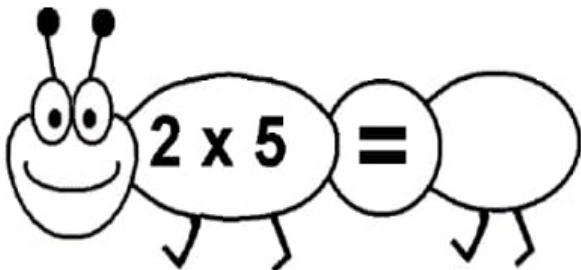
 $2 \times 7 = \bigcirc$


 $2 \times 3 = \bigcirc$

 $2 \times 8 = \bigcirc$

 $2 \times 4 = \bigcirc$

 $2 \times 9 = \bigcirc$

 $2 \times 5 = \bigcirc$

 $2 \times 10 = \bigcirc$

Note: Students will either take a printout or do it on A4 Size paper with the help of their parents.

One, two, three, four, five,
Once I caught a fish alive,
Six, seven, eight, nine, ten,
Then I let it go again.
Why did you let it go?
Because it bit my finger so.
Which finger did it bit?
Thik little finger on the right.

One
Two
Three
Four
Five



बबू - डबू



चढ़े पेड़ पर बबू-डबू,
लगे तोड़ने आम।
माली को जब आते देखा,
फिसल पड़े गिरे धड़ाम।
आम छीनकर माली ने,
की उनकी खूब पिटाई।
बुरे काम का बुरा नतीजा,
बात समझ में उनको आई।

Piggy on the railway line,
Picking up stones;
Down come an engine,
And broke piggy's bones.
"Ah!" said the piggy,
"That's not fair!"
"Oh!" said the engine-driver,
"I don't care!"



Piggy
On The
Railway Track

म्याऊँ-म्याऊँ

म्याऊँ-म्याऊँ, म्याऊँ-म्याऊँ
किसको छोड़ूँ? किसको खाऊँ?
एक तरफ है दूध मलाई,
एक तरफ है चूहिया आई,
किसको छोड़ूँ? किसको खाऊँ?
म्याऊँ-म्याऊँ, म्याऊँ-म्याऊँ,
म्याऊँ-म्याऊँ, म्याऊँ-म्याऊँ।



म्याऊँ-म्याऊँ, म्याऊँ-म्याऊँ ।

Fruits and Vegetables

SEE THE PICTURE AND MATCH WITH THEIR NAME



TOMATO



BANANA



APPLE



SPINACH



ORANGE



STRAWBERRY



CARROT



Write the missing letters in the boxes to complete the vegetables vocabulary.



t _ m _ t _

p _ t _ t _



c _ i _ l _



o _ i _ n



p _ a _

c _ r _ o _



b _ t _ l _ g _ u _ d



c _ r _



p _ m _ k _ n

c _ b _ a _ e



b _ i _ j _ l



c _ c _ m _ e _



g _ r _ i _

g _ n _ e _




s _ i _ a _ h



c _ u _ i _ l _ w _ r

Colourful Butterflies

Colour the butterflies with the colour written on them.
Also colour the flower with any colour of your choice.



Arrange the letters to name the flowers.

sero



lotsu



usnowflre



ldogrima



ylil



synap



Note: Students will either take a printout or do it on A4 Size paper with the help of their parents.

**Summer
Time**



Sun



Sun Glass




Ice Cream




Coconut




Coconut
Tree



Juice



Watermelon



Beach

Let's do some creative work

Watermelon Paper Craft



REQUIREMENTS:

1. Colour Paper (Green, Red, White)
2. Glue
3. Scissor
4. Black marker

Students will take a photograph of their Watermelon Craft and send it to your class teacher.

दादी-नानी की कहानियाँ



<https://youtu.be/nyY0xlz6u8Y>


- Note:**
1. Copy the above link and paste in youtube and enjoy the story with your Dadi-Nani.
 2. Listen some other stories from your grandparents and make a video narrating those stories and send it to your class teacher.

Colours are smile of nature.

COLOURING

Time

" To make the planet a better place to live in for the upcoming race, Plant a sapling. "



- Note:**
1. Students will plant a sapling and take a photograph with it. Send the photograph to your class teacher.
 2. Colour the above given picture with colours of your choice. Send the picture to your class teacher.



STAY HOME
STAY SAFE



SPS Management appreciate your efforts.

